

Step by Step Procedure to Apply Online Application for Admission – 2023

Application filling involves 4 steps.

Step 1: Registration

Step 2: Payment (Only after Registration)

Step 3: Application submission (Only after Registration and Payment)

Step 4: Download the Application (Only after Registration, Payment and submission of the online Application)

Step 1: Registration

Fill the following as show and click on submit.

Page:1

Registration Form for Andhra Pradesh and Telangana Students

Board of SSC/ Equivalent exam*	Enter 10th Class Hallticket Number *	Student Name as in applicant's SSC*
AP SSC	123456789	D JATHIN
Date of Birth:	Select Reservation Category*	Mobile No.:
30-03-2008	BC-B	12234546789
Email Id:*	Captcha Code	Enter Captcha
abc@gmail.com	914d05	914d05

Submit

After submitting, you will get the following page. Here you should note the application number to proceed payment.

Page:2

Your registration is suceessfull.

**** Please note the application number for further references and proceed to payment.****



Registration Details	
Application Number:	RGU23000029
Name of the applicant:	D JATHIN
SSC Hall Ticket No.:	123456789
School Board:	APSSC
Date of Birth:	30 Mar 2008
Reservation Category:	BC-B
Email Id:	abc@gmail.com
Mobile No.:	1223454678
Application Fee	300

Proceed to Payment

Step 2: Payment

Enter Application number and click on get details as shown below

Page:1

**RGUKT - ANDHRA PRADESH**

[Home](#)

Fee Payment

Application Number*

RGU23000029

GET DETAILS

After click on get details button you will get the details as shown. Choose any one of the online payment to complete the payment process.

Page:2

Fee Payment

Application Number*

RGU23000029

GET DETAILS

Application Number : RGU23000029

Hallticket Number : 123456789

Candidate Name : D JATHIN

Date of Birth : 2008-03-30

Community : BC-B

Board : APSSC

Phone Number : 1223454678

Total Amount : 300

☐ Net Banking(SBI) ☐ Net Banking(ICICI) ☐ Net Banking(HDFC) ☐ Net Banking(Others) ☐ Debit Card ☐ Credit Card

Proceed to Pay

After payment success you will the page as shown below. Click on fill application to finish the application submission.

You can also print the payment receipt for further references.

Page:3

Payment Success

Your Payment done Successfully

Your Payment Reference ID : **TSP1000190**

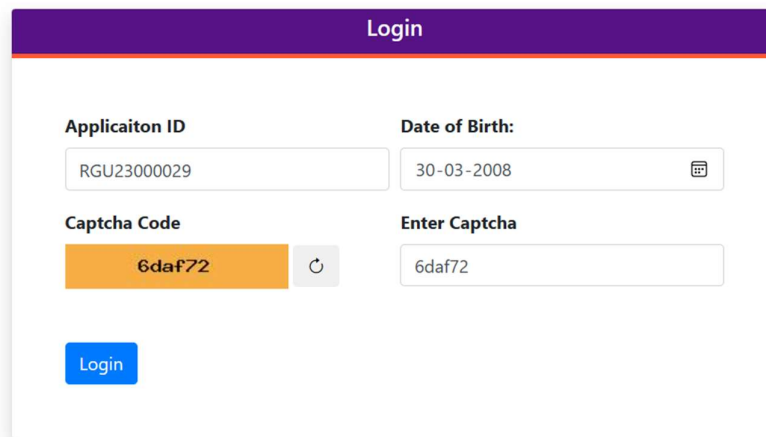
Click Here to Print Receipt

Click Here to Fill Application

Step 3: Application Submission

To start the application form, candidate need to enter application number and date of birth to login.

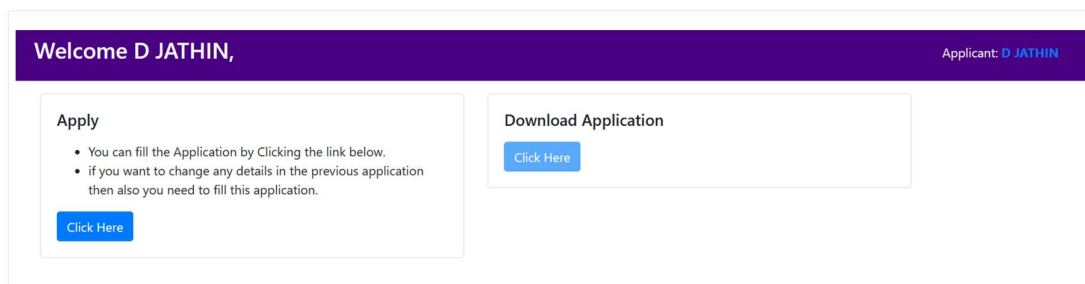
Page:1



The login form has a purple header with the text "Login". Below the header, there are four input fields arranged in a 2x2 grid. The top-left field is labeled "Applicaition ID" and contains the text "RGU23000029". The top-right field is labeled "Date of Birth:" and contains the text "30-03-2008" with a calendar icon. The bottom-left field is labeled "Captcha Code" and contains the text "6daf72" with a refresh icon. The bottom-right field is labeled "Enter Captcha" and contains the text "6daf72". Below the input fields is a blue button labeled "Login".

After click on login, candidate will get the following page. Click on apply to start the application form on left side which is active.

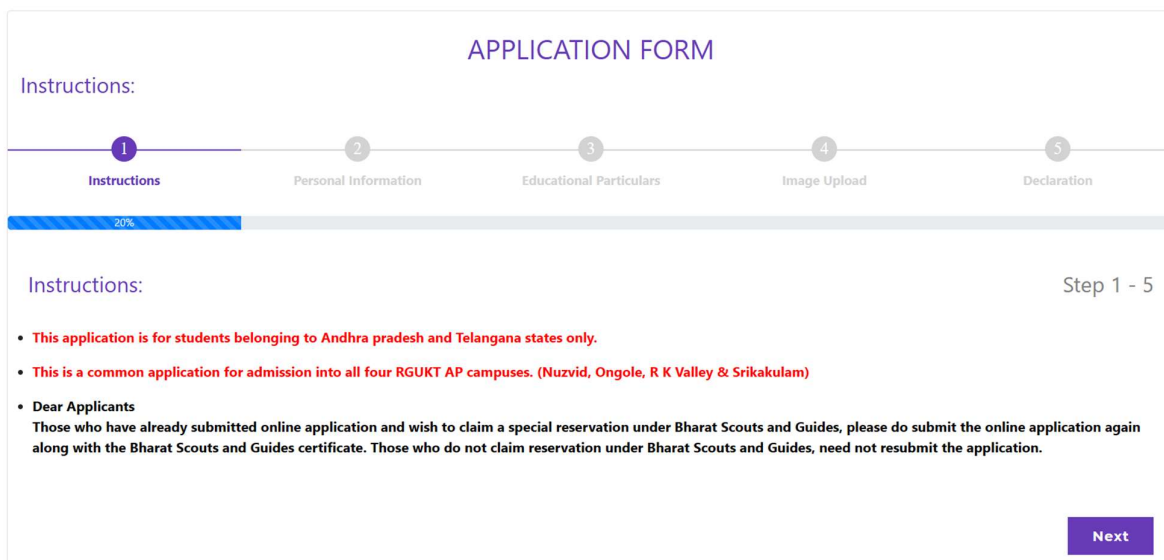
Page:2



The welcome page has a purple header with the text "Welcome D JATHIN," on the left and "Applicant: D JATHIN" on the right. Below the header, there are two main sections. The left section is titled "Apply" and contains two bullet points: "You can fill the Application by Clicking the link below." and "if you want to change any details in the previous application then also you need to fill this application." Below the bullet points is a blue button labeled "Click Here". The right section is titled "Download Application" and contains a blue button labeled "Click Here".

After click on click here under Apply, candidate will get the following page with some instruction, read the instructions before click on next

Page:3



The application form has a purple header with the text "APPLICATION FORM". Below the header, there is a section titled "Instructions:". Below this section is a progress bar with five steps: 1. Instructions, 2. Personal Information, 3. Educational Particulars, 4. Image Upload, and 5. Declaration. The first step, "Instructions", is highlighted with a blue bar and a "20%" progress indicator. Below the progress bar, there is a section titled "Instructions:" with the following text: "This application is for students belonging to Andhra Pradesh and Telangana states only." and "This is a common application for admission into all four RGUKT AP campuses. (Nuzvid, Ongole, R K Valley & Srikakulam)". Below this text is a section titled "Dear Applicants" with the following text: "Those who have already submitted online application and wish to claim a special reservation under Bharat Scouts and Guides, please do submit the online application again along with the Bharat Scouts and Guides certificate. Those who do not claim reservation under Bharat Scouts and Guides, need not resubmit the application." Below the text is a blue button labeled "Next".

After click on Next, candidate will get the following page to fill the personal information as shown below, fill the respective fields and click on next

Page:4

Applicant: D JATHIN

APPLICATION FORM

Instructions:

1Instructions

2Personal Information

3Educational Particulars

4Image Upload

5Declaration

40%

Personal Information:

Step 2 - 5

Father's Name/Guardian's Name*
D GNANAVENKATA KUMAR

Mother's Name*
D ANITHA

Parent Mobile No.*
1472589632

School Contact No.*
1425369874

Gender Of The Student:*
☒ Male ☐ Female ☐ Other

Aadhaar Number of a Student*
123456789632

RGUKT Campus Preferences
Note:
1. Campus allocation will be done based on your preferences, merit and category.
2. PUC classes for Ongole campus will be conducted at Prefabs of R K Valley(dupulapaya)
3. If you face any issues while selecting preferences, click on clear preferences button and then try to select.
Select Preference 1*
R K Valley(dupulapaya)
Select Preference 2*
Nuzvid
Select Preference 3*
Ongole
Select Preference 4*
Srikakulam
Clear Preferences

Special Category Reservation
Do you claim reservation under PH category?* ☐ Yes ☒ No
Do you claim reservation under CAP category from AP State?* ☐ Yes ☒ No
Do you claim reservation under NCC category?* ☐ Yes ☒ No
Do you claim reservation under sports category?* ☐ Yes ☒ No
Do you claim reservation under Bharat Scouts and Guides category?* ☐ Yes ☒ No
Address for correspondence*
DOOR NO, STREET NAME,
VILLAGE/MANDAL,
DISTRICT,
ANDHRA PRADESH-516330

Previous

Next

After click on Next, candidate will get the following page to fill the Educational Particulars as shown below, fill the respective fields and click on next

Page:5

APPLICATION FORM

Instructions:

1Instructions

2Personal Information

3Educational Particulars

4Image Upload

5Declaration

50%

Educational Particulars:

Step 3 - 5

Obtained Marks of SSC or equivalent in Academic Year 2022-23*
595

Marks obtained in SSC/equivalent board examination in AY2022-23:

Mathematics*
100

Science*
100

English*
100

Social Studies*
100

Language 1*
100

Language 2*
95

Details of School Education as per Study Certificates:

10th class*
ANDHRA PRADESH
Rural
ANNAMAYYA
Government
RAYACHOTI
ZILLA PARISHAD
ZP HIGH SCHOOL

9th class*
ANDHRA PRADESH
DR.YSR KADAPA
RAYACHOTI

8th class*
ANDHRA PRADESH
DR.YSR KADAPA
RAJAMPET

After click on Next, candidate will get the following page to upload the Passport size Photo and SSC Marks Memo as shown below, upload the image with prescribed parameter and click on next

Page:6

Applicant: D JATHIN

APPLICATION FORM

Instructions:

- 1 Instructions
- 2 Personal Information
- 3 Educational Particulars
- 4 Image Upload
- 5 Declaration

80%

Image Upload: Step 4 - 5

Upload Your Passport size Photograph*
only .jpg/.jpeg/.png can be uploaded Image size cannot exceed 100kb

Choose File rgukthlogo copy.png

Upload Your SSC or Equivalent Examination Hall Ticket*
only .jpg/.jpeg/.png can be uploaded Image size cannot exceed 100kb

Choose File rgukthlogo copy.png

Previous Next

After click on Next, candidate will get the following page for declaration as shown below, confirm it and click on next.

After filling up the application form, please re-check all the details with Previous and next buttons, more importantly the following fields

1. SSC Hall ticket Number,
2. SSC Board,
3. Date of Birth,
4. Gender,
5. Reservation Category,
6. Communication details,
7. Local Status (SVU/AU/Non-Local),
8. SSC Marks

have been filled correctly before proceeding to submit the application form.

Page:7

Applicant: D JATHIN

APPLICATION FORM

Instructions:

- 1 Instructions
- 2 Personal Information
- 3 Educational Particulars
- 4 Image Upload
- 5 Declaration

100%

Declaration: Step 5-5

Click Here ☒

I hereby declare that all the particulars stated in this application form are true to the best of my knowledge and belief. I have read the Information Brochure and I shall abide by the terms and conditions therein. In case of false information entered in the application form, I understand that my admission be cancelled. I understand that, RGUKT is not responsible for any false / wrong entries in the online application.

****Note:**

- Please use **PREVIOUS BUTTON** to recheck the application filled form before submitting
- **The details can not be changed after submission.**
- In case of multiple applications, the details mentioned in the latest application will be considered for selection.


Previous Submit

After click on Submit, candidate will application form as shown below. Candidates are advised to keep a copy of the application form, for future reference.

Page:8

Application Number:RGU23000029

Personal Details			
Name of the applicant:	D JATHIN		
SSC Hall Ticket No.:	123456789	School Board:	APSSC
Date of Birth:	30 Mar 2008	Gender:	Male
Reservation Category:	BC-B	Email Id:	
Mobile No.:	1223454678	Parent Mobile No.:	1472589632
CAP Category:	No	PH Category:	No
NCC Category:	No	Sports Category:	No
Application Region:	SVU-Local	SSC Management:	Government-ZILLA PARISHAD
Campus Preferences:	Pref 1: RKValley, Pref 2: Nuzvid, Pref 3: Ongole, Pref 4: Srikakulam		



SSC Marks Details						
Maths	Science	English	Social	Language- 1	Language-2	Total
100	100	100	100	100	95	595

School Details from class X to IV as per Study certificates			
Class	School	Village/Mandal	District/State
Class X	ZP HIGH SCHOOL	Rural, RAYACHOTI	ANNAMAYYA
Class IX	-	RAYACHOTI	DR.YSR KADAPA
Class VIII	-	RAJAMPET	DR.YSR KADAPA
Class VII	-	RAJAMPET	DR.YSR KADAPA
Class VI	-	RAJAMPET	DR.YSR KADAPA

Step 4: Download Application

To **Download the application form**, candidate need to enter application number and date of birth to download

Page:1

Login

Applicaition ID

RGU23000029

Date of Birth:

30-03-2008

Captcha Code

6daf72

Enter Captcha

6daf72

Login

After login, candidate will find the Click here button at right side to download filled application for further reference

Page:2

Apply

- You can fill the Application by Clicking the link below.
- if you want to change any details in the previous application then also you need to fill this application.

Click Here

Download Application

Click Here