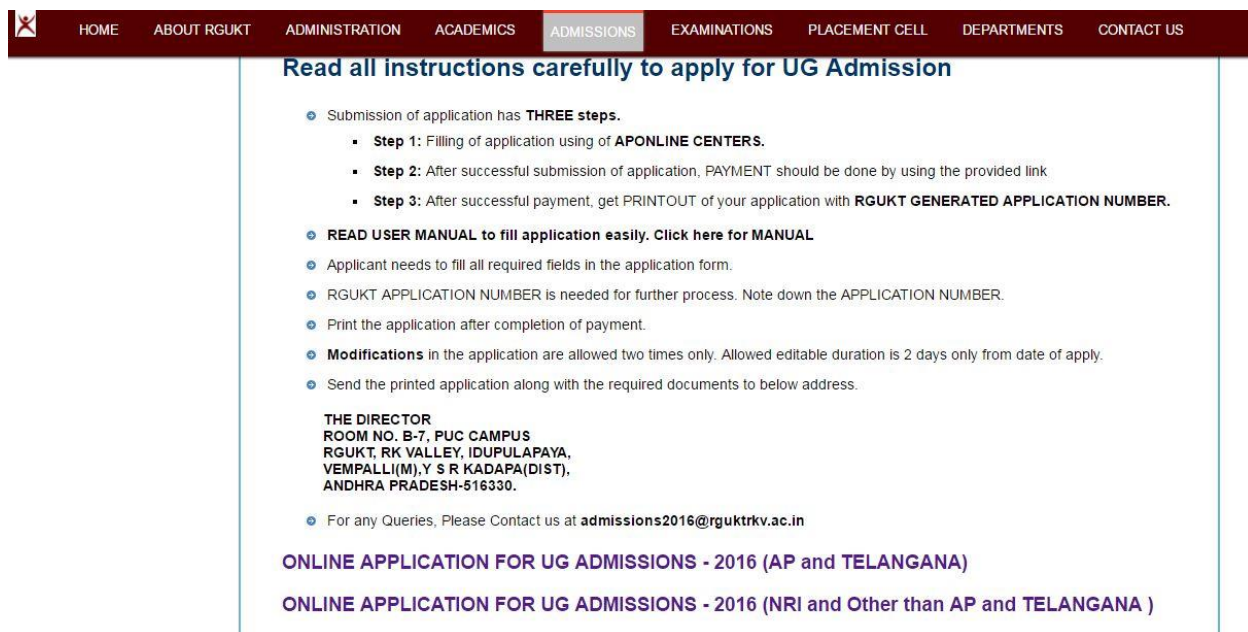


RGUKT R K VALLEY

UG ADMISSION-2016

USER MANUAL

1. Read instructions carefully before you visit **APONLINE** center to apply.



The screenshot shows the website's navigation bar with links: HOME, ABOUT RGUKT, ADMINISTRATION, ACADEMICS, **ADMISSIONS**, EXAMINATIONS, PLACEMENT CELL, DEPARTMENTS, and CONTACT US. The main heading is "Read all instructions carefully to apply for UG Admission".

- Submission of application has **THREE steps**.
 - **Step 1:** Filling of application using of **APONLINE CENTERS**.
 - **Step 2:** After successful submission of application, **PAYMENT** should be done by using the provided link
 - **Step 3:** After successful payment, get **PRINTOUT** of your application with **RGUKT GENERATED APPLICATION NUMBER**.
- **READ USER MANUAL** to fill application easily. [Click here for MANUAL](#)
- Applicant needs to fill all required fields in the application form.
- RGUKT APPLICATION NUMBER is needed for further process. Note down the APPLICATION NUMBER.
- Print the application after completion of payment.
- **Modifications** in the application are allowed two times only. Allowed editable duration is 2 days only from date of apply.
- Send the printed application along with the required documents to below address.

THE DIRECTOR
ROOM NO. B-7, PUC CAMPUS
RGUKT, RK VALLEY, IDUPULAPAYA,
VEMPALLI(M), Y S R KADAPA(DIST),
ANDHRA PRADESH-516330.

- For any Queries, Please Contact us at admissions2016@rguktrkv.ac.in

ONLINE APPLICATION FOR UG ADMISSIONS - 2016 (AP and TELANGANA)

ONLINE APPLICATION FOR UG ADMISSIONS - 2016 (NRI and Other than AP and TELANGANA)

2. Let you visit any nearest **APONLINE** center with below information
 - a. SSC HALL TICKET
 - b. Caste details
 - c. Study details
 - d. Photo of applicant
 - e. Aadhaar details
3. Follow below steps to proceed to fill application.
4. Find link in below link for online application.

[HOME](#)
[ABOUT RGUKT](#)
[ADMINISTRATION](#)
[ACADEMICS](#)
[ADMISSIONS](#)
[EXAMINATIONS](#)
[PLACEMENT CELL](#)
[DEPARTMENTS](#)
[CONTACT US](#)

Read all instructions carefully to apply for UG Admission

- Submission of application has **THREE** steps.
 - Step 1:** Filling of application using of **APONLINE CENTERS**.
 - Step 2:** After successful submission of application, **PAYMENT** should be done by using the provided link.
 - Step 3:** After successful payment, get **PRINTOUT** of your application with **RGUKT GENERATED APPLICATION NUMBER**.
- READ USER MANUAL** to fill application easily. [Click here for MANUAL](#)
- Applicant needs to fill all required fields in the application form.
- RGUKT APPLICATION NUMBER is needed for further process. Note down the APPLICATION NUMBER.
- Print the application after completion of payment.
- Modifications** in the application are allowed two times only. Allowed editable duration is 2 days only from date of apply.
- Send the printed application along with the required documents to below address.

THE DIRECTOR
ROOM NO. B-7, PUC CAMPUS
RGUKT, RK VALLEY, IDUPULAPAYA,
VEMPALLI(M), Y S R KADAPA(DIST),
ANDHRA PRADESH-516330.

- For any Queries, Please Contact us at admissions2016@rguktrkv.ac.in

ONLINE APPLICATION FOR UG ADMISSIONS - 2016 (AP and TELANGANA)

ONLINE APPLICATION FOR UG ADMISSIONS - 2016 (NRI and Other than AP and TELANGANA)

5. Online application for UG admission-2016 (AP and TELANGANA)

The screenshot shows the RGUKT Operator Portal interface. The browser address bar displays the URL: `125.16.9.138:8090/apportal/userinterface/DeliveryChannel/Operator/OperatorHomePage.aspx`. The page features a navigation menu at the top with links: Transactions, Services, Favourite, My Home, My Profile, and Logoff. The available balance is shown as 36195.24.

IMPORTANT MESSAGES

OPERATOR INFORMATION

User ID	apo-adi-akt-1
Delivery Channel	Alkher MD Javeed
Designation	Operator
Date	12/05/2016
Available Balance	36195.24

Services


Search Transactions

Accounting

Reports

The link [Online Application Submission for RGUKT IDUPULAPAYA](#) is highlighted in a red box.

6. Online application of UG admission-2016 for NRI and OTHER STATES STUDENTS.



Rajiv Gandhi University of Knowledge Technologies
Catering the Educational Needs of Gifted Rural Youth of Andhra Pradesh
R K Valley Institute

Home	University site	Apply now	Prospectus	Notification	Print App	Edit Application	Payment	Contact Us	Logout	WELCOME TO UG ADMISSIONS 2016-17
------	-----------------	-----------	------------	--------------	-----------	------------------	---------	------------	--------	----------------------------------


IMPORTANT DATES

- 16 th MAY,2016 :UG Admission Registration link is active. Now you can Apply.
- 10 th JUNE,2016 :UG Admission registration link closes
- 15 th JUNE,2016 :Last date to receive Print copies to Campus to given address.

Apply for UG Admissions

Copyright © 2016 RGUKT Rkvalley. All Rights Reserved.
For any Queries,Please Contact us at admissions2016@rguktrkv.ac.in

- Click on **apply now** button to proceed. Note down address for postal process.
- Click on **CLICK HERE TO APPLY** to start filling of application. Fill proper data and click on **Proceed to next step**. Note down the **RGUKT APPLICATION** number for further process.



Rajiv Gandhi University of Knowledge Technologies
Catering the Educational Needs of Gifted Rural Youth of Andhra Pradesh
R K Valley Institute

Home	University site	Apply now	Prospectus	Notification	Print App	Edit Application	Payment	Contact Us	Logout	WELCOME TO UG ADMISSIONS 2016-17
------	-----------------	-----------	------------	--------------	-----------	------------------	---------	------------	--------	----------------------------------

Step1 : Enter your Academic Details

Note : Enter Student details as per the X Standard (SSC AP/SSC TS/CBSE/ICSE/IOSSC/NIOS)

X Standard Hall Ticket Number	<input type="text"/>		
Student Name	<input type="text"/>	<input type="text"/>	<input type="text"/>
Surname	<input type="text"/>		
Date of Birth	--Year-- <input type="text"/>	--Month-- <input type="text"/>	--Day-- <input type="text"/>

Proceed to Next StepRESET

Step 2 : Enter your Personal Details

Application ID	RGUR16GUG0001	SSC Hall Ticket Number	1612233454
Date of Birth	1995-01-01	Year of Pass	2016 (Only for 2016 passedout)
Student Name	LINGAMURTHY	Student Surname	BANDHI
Gender	--select--	Caste	--select--
Father/Guardian Name		Mother Name	
Present Address			
Street/Village	Eg:- Street/Village	Nation	--select--
State	--select--	District	No-Districts
Mandal	No-Mandals	Postal pin Code	Eg:- 516434
Permanent Address			
Click here if Permanent Address same as Present Address			
Address 1	Eg:- Street/Village	Nation	--select--
State	--select--	District	No-districts
Mandal	No-Mandals	Postal pin Code	516434
Contact Number 1		Contact Number 2	[*Optional]
Mail id	[*optional]	Student Aadhar Number	[* optional]
Contact Number 1		Contact Number 2	[*Optional]
Mail id	[*optional]	Student Aadhar Number	[* optional]
Father Aadhar Number	[* optional]	Mother Aadhar Number	[* optional]
Board of Study	--select--	Type of School Management	--select--
Physically Handicaped	NO	NCC	NO
SPORTS	NO	CAP	NO
Grade in SSC	Eg:- 9,8		

Study Details*

Did you study different classes in the same locality? Don't waste your time by filling all the columns. Follow these simple steps..

1. Enter a class in the first field.
2. In the very next field, enter the classes which you have studied in the same locality as the class in the first field..
3. Click on 'Generate address'.
4. For example I have studied 10,5,6,7 classes in same locality. Then I enter 10 in first field after 5,6,7 classes enter in next field.. After this simply click on 'Generate Address'. Keep (,) between classes in second field.

Enter the class name	Eg:- 10	Enter the class names which are having Same locality	Eg:- 5,6,7	Generate address		
Class	Name of School	year of pass	State	District	Mandal	Pincode
10 th class	Eg:- example high school	Eg:- 2016	-----	No-Districts	No-Mandals	Eg:- 516434
9 th class			-----	No-Districts	No-Mandals	
8 th class			-----	No-Districts	No-Mandals	
7 th class			-----	No-Districts	No-Mandals	
6 th class			-----	No-Districts	No-Mandals	
5 th class			-----	No-Districts	No-Mandals	
4 th class			-----	No-Districts	No-Mandals	

Upload Photo... Choose File No ...sen

[*Optional]

Proceed to Final Submission

RESET

9. PAYMENT has to do through APONLINE services only (AP and TELANGANA)

125.16.9.138:8090/apportal/... 125.16.9.138:8090/apportal/userinterface/DeliveryChannel/operator/OperatorHomePage.aspx

CITIZEN SERVICES TELANGANA

Transactions » Services » Favourite » My Home » My Profile » Logoff Available Balance (Rs.): 36195.24

IMPORTANT MESSAGES

Dear Operators : Dr.BRACH Deves (UG)Admissions Fee
Payment-2013 service extended upto 12/10/2013. So plan accordingly.
 (Message Published Date: Oct 10 2013 7:20PM)

[Click for Old Messages..](#)

OPERATOR INFORMATION

User ID	apo-adi-akt-1
Delivery Channel	Akther MD Javed
Designation	Operator
Date	12/05/2016
Available Balance	36195.24

Services

[List of Services](#)

Search Transaction

[SVIMS Online Application Submission](#)

Search Transactions

[Online Application Submission for RGUKT BASARA](#)
[Online Application Submission for RGUKT IDUPULAPAYA](#)
[Online Application Submission for RGUKT NUZIVIDU](#)
[Operator Mobile Recharge Requests](#)
[Operator Satellite TV Recharge Requests](#)
[View Acknowledgement](#)
[Franchisee Operator wise Transaction Details](#)
[View Transactions](#)

Accounting Reports

125.16.9.138:8090/apportal/... 125.16.9.138:8090/apportal/userinterface/DeliveryChannel/operator/ChannelOperatorServices.aspx?AlertBalance=

Endowment Services

[Sri Tirumala Tirupati Devasthanam Seva/Room Ticket Booking](#)
[Sriduramalleswara Direct Temple Mandiravam Seva Booking](#)
[Sri Venkateswara Devasthanam Durgala Tirumala Seva Ticket Booking](#)

Fees Deposits

[RGUKT BASARA Admission Fee Payment](#)
[RGUKT NUZIVIDU ADMISSION FEE PAYMENT](#)
[RGUKT IDUPULAPAYA ADMISSION FEE PAYMENT](#)

Online Requests

[TSDEECET 2016 Web options Phase II Payment service](#)
[TSDEECET 2016 Web options Phase III Payment service](#)
[Andhra Pradesh DEECET -2015 Allotment Phase-II Fee Payment](#)
[APDEECET 2015 ALLOTMENT FEE PHASE-I PAYMENT SERVICE](#)
[TSDEECET 2016 ALLOTMENT FEE PHASE-I PAYMENT](#)
[TSDEECET 2016 ALLOTMENT FEE PHASE-II PAYMENT SERVICE](#)
[TSDEECET 2016 ALLOTMENT FEE PHASE-III PAYMENT SERVICE](#)

Departmental Services

[Agriculture Department Fertilizer Request form](#)

SCB Water Dept Services

[SCB -WaterTax Bill Payments](#)
[SCB - Water Tanker Booking](#)

SCB Tax Dept Services

[SCB - Property Tax Payment](#)

SCB Health Dept Services

[SCB - Request For Birth Certificate](#)
[SCB - Request For Death Certificate](#)
[SCB - Request For Non Availability Certificate](#)
[SCB - Septic Tanker Booking Request](#)
[SCB - Name Inclusion](#)
[SCB - Name Correction](#)

Broadband Payments

[Hathway Bill Payment](#)
[Beam Telecom Payment](#)

Accountant/Revenue

RGUKT IDUPULAPAYA Admission Fee Payment

Service Name : RGUKT IDUPULAPAYA Admission Fee Payment

Have You Submitted RGUKT IDUPULAPAYA Application Form : Yes

Please Select Payment Mode

Payment Modes Cash

Please Enter Details

Enter RGUKT Application Code RGUR16UG00002

Applicant Name	testing second name
Father Name	india testing second name
Date Of Birth	20-08-2000
Application Number	RGUR16UG00002
SSC HallTicket No	1622129784
Reservation Category	OC
Amount(Rs.)	170

Receive Cash Payment

Service Name	Amount to be Paid
RGUKT IDUPULAPAYA ADMISSION FEE PAYMENT	Rs. 170
Total Cash Collected	Rs. 170

☐ **Acceptance**
 1. I have read the notification and found myself eligible.
 2. I accept that the fee once paid is not refundable/transferable under any circumstances.

CITIZEN SERVICES

Press F11 to exit fullscreen

Transactions » Services » Favourite » My Home » My Profile » Logout
Available Balance (Rs): **36025.24**

Date :12/05/2016
 Time :5:12 PM

RGUKT IDUPULAPAYA Fee Payment Receipt Of Telangana
Acknowledgement

Date of Payment :12/05/2016

Franchisee Id:	APO-ADI-AKT	Transaction Id:	T3BAAD51F264
Service Name:	RGUKT IDUPULAPAYAADMISSION FEE PAYMENT	Applicant Name:	testing second name
Community:	OC	Apol Appln No:	IIITAP3BAAD51F264
RGUKT Application No:	RGUR16UG00002	Amount :	Rs.170/-

Sd/-
 Akther MD Javeed

Note:Please Note Down Transaction ID For Further Reference

Note:Please send the the physical copy along with receipt through speed Post/Registered Post to the Director, RGUKT, BASARA, Mudhole Mandal, Adilabada District, Telangana

Print List of Services Continue

Best Viewed in IE-7
1024*768
Copyright @ 2008. All rights Reserved.
Designed & Developed by **APOonline**

10. PAYMENT can be done at given online link which includes of DEBIT / CREDIT CARD or NET BANKING using given link at **PAYMENT** button. **(NRI && OTHER STATES)**

Registration FeePayment Procedure

ONLINE DEBIT/CREDIT CARD/NET BANKING

If you choose to make payment using Debit / Credit card mode, go through the Instruction booklet / User Guide carefully and be ready with ALL the required mandatory details given below .

- ▶ To PAY ONLINE you must need of RGUKT APPLICATION ID. Enter application ID to proceed to get Details.
- ▶ After entering the details, Click on the " Make Payment " Button..
- ▶ During the payment process dont click the Back/Refresh buttons or don't close the browser page abruptly.
- ▶ After successful payment through Debit/Credit Card, a "Transaction Id" is generated and displayed on the screen.
- ▶ Download the Transaction receipt.

Click here to pay online PAYMENT using your Debit / Credit card/ NET BANKING

11. Find the below screen and fill APPLICATION NUMBER at given text box and get details. If you find any errors at payment gateway, please contact us through mail. Fill the details and pay based on your category.

RGUKT IDUPULAPAYA Admission Fee Payment

Please Enter Details	
Enter RGUKT Application Code *	<input type="text"/>
<input type="button" value="Show Details"/>	

Citizen Portal is designed by TATA CONSULTANCY SERVICES.
Copyright © 2002 Tata Consultancy Services. All rights reserved. Terms of Service

[Terms and Conditions](#) | [Privacy](#) | [Security](#)

12. Please don't refresh while transaction is in progress. After successful payment, please download the transaction receipt.
13. Get printout of your application by entering **APPLICATION NUMBER**

Enter following details to get Printout

Application ID	<input type="text" value="Eg:- RGUR1600001"/>		
Date of Birth	--Year-- ▼	--Month-- ▼	--Day-- ▼
<input type="button" value="Proceed to Print"/>		<input type="button" value="RESET"/>	

14. To edit your application if you found any errors, please go with given **EDIT BUTTON** by entering of application id and DOB. Your given 2 times to edit within 2 days of duration from apply date. If still found errors in your application or any technical issues mail us at admissions2016@rguktrkv.ac.in (Mention your appid and details while communicate).